



Tiekstra Techniek

Metaalbewerkingsmachines en toebehoren

Wulpstraat 13 - 9363 GK - Marum - Tel 0653734259

info@tiekstratechniek.nl - www.tiekstratechniek.nl

MILLING MACHINE

STRIVING FOR SERVICE AND SATISFACTION / **B**

Turret Milling Machine	B1~B3
Knee Type Milling Machine	B4~B5
Vertical Bed Type Milling Machine	B6
CNC Bed Type Milling Machine	B7
Tapping Center & Machining Center	B8
Machining Center	B9~B12
CNC Double Column Machining Center	B13

BEMATO®

MACHINE TOOLS

TURRET MILLING MACHINE



[BMT 1500S]



SPECIFICATION:

Table size	230 x 1067mm
X,Y,Z travel	725 x 305 x 406mm
Spindle motor	2HP
Spindle taper	R8 / ISO30

[BMT 1500V]



SPECIFICATION:

Table size	230 x 1067mm
X,Y,Z travel	725 x 305 x 406mm
Spindle motor	3HP
Spindle taper	R8 / ISO30

[BMT 1500SC / VC]



SPECIFICATION:

Table size	230 x 1245mm
X,Y,Z travel	915 x 305 x 406mm
Spindle motor	2HP, 3PH / 3HP, 3PH
Spindle taper	R8 / NT30

[BMT 2000S]



SPECIFICATION:

Table size	254 x 1270mm
X,Y,Z travel	775 x 400 x 406mm
Spindle motor	2HP
Spindle taper	R8 / ISO30

[BMT 2000V]



SPECIFICATION:

Table size	254 x 1270mm
X,Y,Z travel	775 x 400 x 406mm
Spindle motor	3HP
Spindle taper	R8 / ISO30

[BMT 2000SJ]



SPECIFICATION:

Table size	254 x 1270mm
X,Y,Z travel	775 x 400 x 406mm
Spindle motor	2HP
Spindle taper	R8 / ISO30

[BMT 2000VJ]



SPECIFICATION:

Table size	254 x 1270mm
X,Y,Z travel	775 x 400 x 406mm
Spindle motor	3HP
Spindle taper	R8 / ISO30

[BMT 2000SC / VC]



SPECIFICATION:

Table size	250 x 1270mm
X,Y,Z travel	890 x 406 x 420mm
Spindle motor	2HP, 3PH / 3HP, 3PH
Spindle taper	R8 / NT30

[BMT 2500S]



SPECIFICATION:

Table size	254 x 1270mm
X,Y,Z travel	775 x 400 x 450mm
Spindle motor	3HP
Spindle taper	ISO40

TURRET MILLING MACHINE

[BMT 2500V]



SPECIFICATION:

Table size	254 x 1270mm
X,Y,Z travel	775 x 400 x 450mm
Spindle motor	5HP
Spindle taper	ISO40

[BMT 3000S]



SPECIFICATION:

Table size	280 x 1270mm
X,Y,Z travel	740 x 438 x 460mm
Spindle motor	5HP
Spindle taper	ISO40

[BMT 3000V]



SPECIFICATION:

Table size	280 x 1270mm
X,Y,Z travel	740 x 438 x 460mm
Spindle motor	5HP
Spindle taper	ISO40

[BMT 3500S]



SPECIFICATION:

Table size	300 x 1270mm
X,Y,Z travel (manual)	800 x 400 x 450mm
X,Y,Z travel (auto)	920 x 380 x 450mm
Spindle motor	5HP, 4P

[BMT 3500V]



SPECIFICATION:

Table size	300 x 1270mm
X,Y,Z travel (manual)	930 x 400 x 450mm
X,Y,Z travel (auto)	920 x 380 x 450mm
Spindle motor	5HP, 4P

[BMT 4000V]



SPECIFICATION:

Table size	300 x 1500mm
X,Y,Z travel	1200 x 380 x 500mm
Spindle motor	5HP
Spindle taper	ISO40

[BMT 4500V]



X & Y axis automatic feeds driven by 1/2HP-8 pole motor and inverter.




Control panel with speeds tachometer.



Electric box with inverters.

SPECIFICATION:

Table size	300 x 1500mm
X,Y,Z travel	1000 x 400 x 450mm
Spindle motor	5HP
Spindle taper	ISO40



MACHINE TOOLS

TURRET MILLING MACHINE

[BMT 5000S]



SPECIFICATION:

Table size	300 x 1270mm
X,Y,Z travel (manual)	930 x 400 x 450mm
X,Y,Z travel (auto)	920 x 380 x 450mm
Spindle motor	5HP, 2P / 4P
Spindle taper	ISO40

[BMT 5000V]



SPECIFICATION:

Table size	300 x 1270mm
X,Y,Z travel (manual)	930 x 400 x 450mm
X,Y,Z travel (auto)	920 x 380 x 450mm
Spindle motor	5HP, 4P
Spindle taper	ISO40

[BMT 3VM]



SPECIFICATION:

Table size	250 x 1270mm
X,Y,Z travel (manual)	800, (OPT.: 900) x 390 x 406mm
Spindle motor	3HP
Spindle taper	ISO30 / R8, OPT.: ISO40

KNEE TYPE MILLING MACHINE

[BMT 1000HU]



[BMT 1000HU]

SPECIFICATION:

Table size	250 x 1100mm
X,Y,Z travel	700 x 260 x 390mm
Spindle motor	3HP
Spindle taper	NT40

[BMT 2000HU]

SPECIFICATION:

Table size	300 x 1270mm
X,Y,Z travel	930 x 400 x 450mm
Spindle motor	5HP
Spindle taper	NT40

[BMT 2000HU]



[BMT 6000S]



[BMT 6000S]

SPECIFICATION:

Table size	300 x 1270mm
X,Y,Z travel (manual)	930 x 400 x 450mm
X,Y,Z travel (auto)	920 x 380 x 450mm
Spindle motor	3HP, 2P / 4P
Spindle taper	ISO40

[BMT 6000V]

SPECIFICATION:

Table size	300 x 1270mm
X,Y,Z travel (manual)	930 x 400 x 450mm
X,Y,Z travel (auto)	920 x 380 x 450mm
Spindle motor	5HP, 4P
Spindle taper	ISO40

[BMT 6000V]



[BMT 6300S]



[BMT 6300S]

SPECIFICATION:

Table size	370 x 1270mm
X,Y,Z travel (manual)	930 x 520 x 360mm
X,Y,Z travel (auto)	920 x 500 x 360mm
Spindle motor	5HP, 2P / 4P
Spindle taper	ISO40

[BMT 6300V]

SPECIFICATION:

Table size	370 x 1270mm
X,Y,Z travel (manual)	930 x 520 x 360mm
X,Y,Z travel (auto)	920 x 500 x 360mm
Spindle motor	5HP, 4P
Spindle taper	ISO40

[BMT 6300V]



MACHINE TOOLS

KNEE TYPE MILLING MACHINE

[BMT 6500V]



[BMT 6500V]

SPECIFICATION:

Table size	370 x 1270mm
X,Y,Z travel (manual)	930 x 520 x 440mm
X,Y,Z travel (auto)	920 x 500 x 420mm
Spindle motor	5HP, 4P, Inverter
Spindle taper	ISO40

[BMT 2500QM]

SPECIFICATION:

Table size	350 x 1500mm
X,Y,Z travel	1150 x 400 x 500mm
Horizontal spindle motor	7.5HP
Vertical spindle motor	5HP
Spindle taper	ISO40 / 50

[BMT 2500QM]



VERTICAL BED TYPE MILLING MACHINE
[BMT 9VM]

SPECIFICATION:

Table size	250 x 1370mm
X,Y,Z travel (manual)	900 x 500 x 700mm
Spindle motor	5HP
Spindle taper	ISO40

[BMT 7000V]

SPECIFICATION:

Table size	400 x 1370mm
X,Y,Z travel (manual)	1020 x 528 x 630mm
X,Y,Z travel (auto)	1000 x 508 x 610mm
Spindle motor	5HP, 4P
Spindle taper	NT40

MACHINE TOOLS

CNC BED TYPE MILLING MACHINE

[BMT 1654R]



UL head
Swivel & right 45.
Quill diameter 105mm with
a stroke of 127mm.



R head
Quill diameter 150mm.

SPECIFICATION:

Table size	400 x 1370mm
X,Y,Z travel	1000 x 508 x 600mm
Spindle motor	10HP
Spindle taper	BT40 / CAT40

[BMT 2063R / 2473R]



SPECIFICATION:

	BMT 2063R	BMT 2473R
Table size	500 x 1600mm	610 x 1854mm
X,Y,Z travel	1270 x 720 x 600mm	1520 x 720 x 700mm
Spindle motor	10HP, OPT.: 15HP	
Spindle taper	BT40 / CAT40	

[BMT 3072R / 3086R]



SPECIFICATION:

	BMT 3072R	BMT 3086R
Table size	762 x 1830mm	813 x 2185mm
X,Y,Z travel	1700 x 870 x 710mm	2000 x 870 x 710mm
Spindle motor	15HP	
Spindle taper	BT40 / CAT40	

[BMT 3092R / 30112R]



SPECIFICATION:

	BMT 3092R	BMT 30112R
Table size	760 x 2330mm	760 x 2840mm
X,Y,Z travel	2000 x 863 x 662mm	2500 x 874 x 700mm
Spindle motor	10HP, OPT.: 15HP	
Spindle taper	BT40 / CAT40 / CAT50	

[BMT 40128 / 40168]



1 2-pc headstock is sliding on the robust column with maximum surface contact to ensure reaching the best rigidity.

2 Heavy duty base built with 4 slide ways.
Two supporting rails attached to the base for supporting the over hung saddle.
(See picture of the complete machine)

3 An overview of the construction of machine.
Machine weighs 15000kgs and 17000kgs respectively for 3M and 4M travel.

SPECIFICATION:

	BMT 40128	BMT 40168
Table size	3200 x 1000mm	4200 x 1000mm
X,Y,Z travel	3000 x 1000 x 900mm	4000 x 1000 x 1000mm
Spindle motor	11 / 15kw (BT40), 15 / 22kw (BT50)	
Spindle taper	BT40 / BT50	

TAPPING CENTER & MACHINING CENTER

Tapping Center

[BMT 450T]



SPECIFICATION:

Table size	500 x 320mm
X,Y,Z travel	450 x 300 x 300mm
Spindle motor	3.7 / 2.2kw
Spindle taper	BT30

[BMT 500T]



SPECIFICATION:

Table size	650 x 380mm
X,Y,Z travel	500 x 380 x 400mm
Spindle motor	2.2kw
Spindle taper	BT30

[BMT 600T]




SPECIFICATION:

Table size	700 x 420mm
X,Y,Z travel	600 x 400 x 400mm
Spindle motor	5.5 / 3.7kw
Spindle taper	BT40

Horizontal Machining Center

[BMT 500HT]



SPECIFICATION:

Table size	500 x 500mm
X,Y,Z travel	620mm
Spindle motor	α p 22i (11 / 15kw)-Belt type
Spindle taper	α B 112L (18.5 / 22kw)-Built-in type ISO40

High Speed Machining Center

[BMT 900M]




SPECIFICATION:

Table size	1000 x 500mm
X,Y,Z travel	900 x 500 x 450mm
Spindle max. speed	20000RPM
Spindle	Built in HSK-63

MACHINE TOOLS

MACHINING CENTER



[BMT 500S]



SPECIFICATION:

Table size	700 x 400mm
X,Y,Z travel	500 x 400 x 450mm
Spindle motor	10HP
Spindle taper	BT40, OPT.: CAT40 / DIN40

[BMT 600M]



SPECIFICATION:

Table size	700 x 450mm
X,Y,Z travel	620 x 460 x 500mm
Spindle motor	5.5 / 7.5kw
Spindle taper	BT40

[BMT 800VP]



SPECIFICATION:

Table size	800 x 400mm
X,Y,Z travel	800 x 400 x 450mm
Spindle motor	5.5 / 7.5kw
Spindle taper	ISO40



[BMT 650CJ / 850CJ]

[BMT 1010CJ]



SPECIFICATION:

	BMT 650CJ	BMT 850CJ	BMT 1010CJ
Table size	800 x 450mm	1000 x 450mm	1200 x 450mm
X,Y,Z travel	650 x 500 x 520mm	850 x 500 x 520mm	1010 x 500 x 520mm
Spindle motor	10HP	15HP	
Spindle taper	BT40, OPT.: CAT40 & DIN69871		

[BMT 1020CJ]



SPECIFICATION:

Table size	1070 x 500mm
X,Y,Z travel	1020 x 510 x 510mm
Spindle motor	11 / 7.5kw
Spindle taper	BT40 / CAT40


MACHINING CENTER

[BMT 955 / 1160 / 1370H]



SPECIFICATION:	BMT 955	BMT 1160	BMT 1370H
Table size	1000 x 510mm	1200 x 600mm	1300 x 700mm
X,Y,Z travel	900 x 550 x 530mm	1100 x 600 x 610mm	1300 x 700 x 700mm
Spindle motor	11kw. (15HP)		
Spindle taper	BT40 / BT70		BT40 / BT50

[BMT 1020B / 1220B / 1420B]



SPECIFICATION:	BMT 1020B	BMT 1220B	BMT 1420B
Table size	1070 x 510mm	1300 x 620mm	1500 x 620mm
X,Y,Z travel	1020 x 510 x 510mm	1220 x 660 x 610mm	1420 x 660 x 610mm
Spindle motor	11 / 15kw		
Spindle taper	BT40		

[BMT 1055CS]



SPECIFICATION:	
Table size	1100 x 550mm
X,Y,Z travel	1020 x 600 x 550mm
Spindle motor	15HP
Spindle taper	BT40 / CAT40

[BMT 1050 / 1060]



SPECIFICATION:	BMT 1050	BMT 1060
Table size	1200 x 500mm	1300 x 600mm
X,Y,Z travel	1000 x 500 x 570mm	1000 x 600 x 570mm
Spindle motor	15 / 20HP	
Spindle taper	BT40	

MACHINE TOOLS

MACHINING CENTER

[BMT 1170 / 1370]



SPECIFICATION:	BMT 1170	BMT 1370
Table size	1270 x 660mm	1500 x 660mm
X,Y,Z travel	1100 x 700 x 670mm	1300 x 700 x 670mm
Spindle motor	15 / 20HP	
Spindle taper	BT40	

[BMT 1368 / 1568]



SPECIFICATION:	BMT 1368	BMT 1568
Table size	1500 x 600mm	1700 x 600mm
X,Y,Z travel	1300 x 680 x 670mm	1500 x 680 x 670mm
Spindle motor	15 / 20HP	
Spindle taper	BT40	

[BMT 1250CS / 1300CS / 1600CS]



SPECIFICATION:	BMT 1250CS	BMT 1300CS	BMT 1600CS
Table size	570 x 1400mm	700 x 1400mm	700 x 1800mm
X,Y,Z travel	1300 x 700 x 650mm	1300 x 700 x 650mm	1600 x 700 x 650mm
Spindle motor	20HP		
Spindle taper	BT40	BT50 / CAT50	BT50 / CAT50

[BMT 1500CJ]



SPECIFICATION:	
Table size	500 x 1570mm
X,Y,Z travel	1500 x 510 x 510mm
Spindle motor	15HP
Spindle taper	BT40 / CAT40

[BMT 1100CS / 1500CS]



SPECIFICATION:	BMT 1100CS	BMT 1500CS
Table size	600 x 1200mm	600 x 1600mm
X,Y,Z travel	1100 x 600 x 600mm	1500 x 600 x 600mm
Spindle motor	15HP	
Spindle taper	BT40 / CAT40	

MACHINING CENTER

[BMT 1780CS / 2000CS]



SPECIFICATION:	BMT 1780CS	BMT 2000CS
Table size	1900 x 850mm	2100 x 850mm
X,Y,Z travel	1800 x 900 x 700mm	2000 x 900 x 700mm
Spindle motor	20HP	
Spindle taper	BT50 / CAT50	

[BMT 1200MD / 1400MD / 1800MD / 2000MD]



SPECIFICATION:	BMT 1200MD / 1400MD	BMT 1800MD / 2000MD
Table size	1300 / 1500 x 620mm	1900 / 2100 x 800mm
X,Y,Z travel	1200 / 1400 x 660 x 610mm	1800 / 2000 x 820 x 820mm
Spindle motor	11 / 15kw	
Spindle taper	BT40 / BT50	

[BMT 2400MDB / 3000MDB]



Super heavy duty 6 box ways on Y axis

SPECIFICATION:	BMT 2400MDB	BMT 3000MDB
Table size	2600 x 1000mm	3000 x 1000mm
X,Y,Z travel	2400 x 1000 x 800mm	3000 x 1000 x 800mm
Spindle motor	15 / 18.5kw	
Spindle taper	BT50	

MACHINE TOOLS

CNC DOUBLE COLUMN MACHINING CENTER

[BMT 2215L / LG] [BMT 2715L / LG]
 [BMT 3215L / LG] [BMT 4215L / LG]

SPECIFICATION:	BMT 2215L / LG	BMT 2715L / LG
Table size	2000 x 1200mm	2500 x 1200mm
X,Y,Z travel	2200 x 1500 x 760mm	2700 x 1500 x 760mm
Spindle motor	30HP	
Spindle taper	BT40 / BT50	

SPECIFICATION:	BMT 3215L / LG	BMT 4215L / LG
Table size	3200 x 1200mm	4200 x 1200mm
X,Y,Z travel	3200 x 1500 x 760mm	4200 x 1500 x 760mm
Spindle motor	30HP	
Spindle taper	BT 40 / BT50	



[BMT 2852FC]



[BMT 24~54MC series]



[Special Head]




[BMT 1832FC]



Tiekstra Techniek
 Metaalbewerkingsmachines en toebehoren

Wulpstraat 13 - 9363 GK - Marum - Tel 0653734259
 info@tiekstratechniek.nl - www.tiekstratechniek.nl

[AC Head]



[BMT 18~36FC series]

SPECIFICATION:	BMT 18FC	BMT 21FC	BMT 24FC	BMT 28FC	BMT 32FC	BMT 36FC
Table size	2300 ~ 5300 x 1500mm	4300 / 5300 x 1800mm	4300 / 5300 x 2000mm	3300 ~ 6200 x 2000mm	3300 ~ 6200 x 2200mm	4300 ~ 6200 x 3000mm
X travel	2200 ~ 5200mm	4200 / 5200mm	4200 / 5200mm	3200 ~ 6000mm	3200 ~ 6000mm	4200 ~ 6000mm
Y, Z travel	1800 x 800mm	2100 x 800mm	2400 x 800mm	2400 x 800 (1100)mm	2800 x 800 (1100)mm	3600 x 800 (1100)mm
Spindle motor	18.5 / 22kw		22 / 26kw		22 / 26kw	
Spindle taper	BT50					

[BMT 24~54MC series]

SPECIFICATION:	BMT 24MC	BMT 28MC	BMT 32MC	BMT 36MC	BMT 42MC	BMT 48MC	BMT 54MC
Table size(L)	Each 1M increase from 6M to 36M						
Table size(W)	2000	2200	2600	3000	3600	4200	4600
X travel	Each 1M increase from 6M to 36M						
Y, Z travel	2400 x 1100 (1400)mm	2800 x 1100 (1400)mm	3200 x 1100 (1400)mm	3600 x 1100 (1400)mm	4200 x 1100 (1400)mm	4800 x 1100 (1400)mm	5400 x 1100 (1400)mm
Spindle motor	22 / 26kw						
Spindle taper	BT50						